

**Turning Your
Microsoft ERP Data into Gold:**

**A GUIDE TO
CHOOSING A
BI SOLUTION**

bi@dynamics



About the Author



Dr. Vijay Jog

Founder of CRGroup & President of Global Business Applications at Quisitive.

Dr. Jog is a leading authority in corporate finance and performance management. He has led CRGroup's growth in areas of strategic finance, corporate performance and dashboards, strategy design and execution and helping clients bridge the gap between technology and finance. Dr. Jog has been in the Dynamics space for over 25 years and understands the first-hand challenges of bridging ERP and business intelligence.

25 years ago, we were hunting for data.

Now the world has completely changed!

“ERP systems like, Microsoft Dynamics NAV & AX, Dynamics 365 Business Central and F&O produce as much data as you need, in multiple shifts and falls. But turning that raw data into insights has always been a challenge.”

– Dr. Vijay Jog

The biggest challenge here has been the fact that ERP systems offer a lot **raw data**.

To create an insight, companies need to process that raw data and convert it into **information**, so that leaders can extract meaning and make informed decisions.

Nowadays, data is everywhere.

Today, there are endless means of obtaining data.

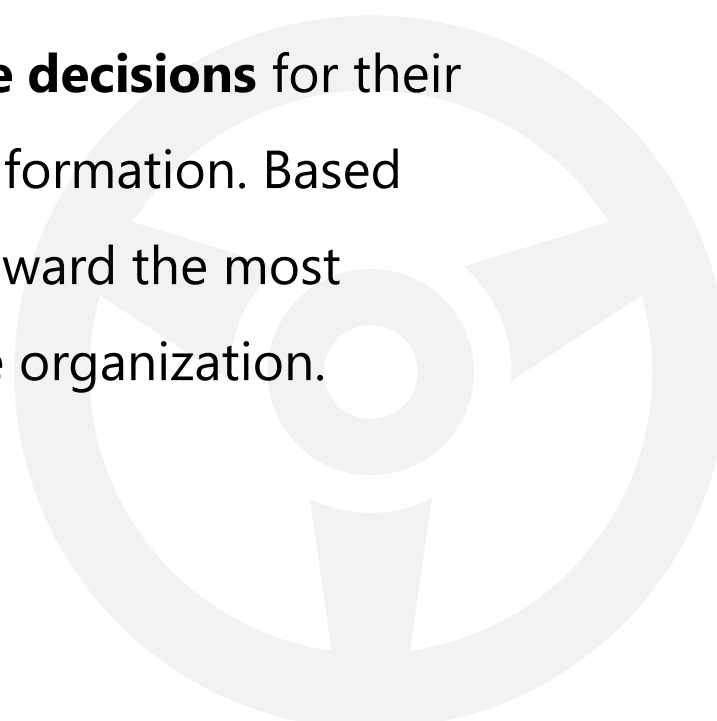
Data is not only found in ERP systems, but there is data in countless other systems across most enterprises. Every good leader who is striving to make the best decisions for their organization or overcome obstacles must **receive the vital data or relevant information required to ensure success.**



Most important: Agility

Because of the dynamic and fast-paced world we live in, one important characteristic for every manager and leader is **agility**.

However, for a manager to be able to make **quick and profitable decisions** for their company, they need to possess fast, real-time, and trustworthy information. Based on this information, leaders can make their analysis and bring forward the most adequate solutions for every situation and on all levels within the organization.

A large, light gray steering wheel graphic is positioned on the right side of the slide, partially overlapping the text area.

Islands of data

*“Regardless of what employees say, or what companies want, ERP systems **are not able to have all data accessible.**” - Dr. Vijay Jog*

For example, a B2C company that is operating in the e-commerce world has not only transactional data, but also social data. That additional social data is not part of the ERP system.

Processing these additional sources and types of data and comparing it with other data indicators is very challenging. Moreover, these kinds of requests can get even more complicated when a company requires the main source of data (like a data warehouse) be expanded to bring in data from other systems.

Time-consuming and expensive

Most organizations have a noticeable shortage of people who can **transform** data into information. Despite that, even when a company finds people who can do such a task, it is an extremely **time-consuming and expensive** process for the company, regardless whether the company employs people on-site or outsources the work.

“This is challenging, and it's difficult for companies to do it themselves, even the most mature ones. To do so, they will need to assemble an 8-10 people into a B.I. team and make them search and process data.” - Dr. Vijay Jog



Should we expect more from an ERP?

“Microsoft Dynamics platforms, such as, Business Central, and F&O are both great platforms. Data is there! There is a reporting architecture built into both products, which is good in terms of getting quick and operational information. What is missing is the ability to get ‘analytics’ out of them in an easy-to-read shape and form.” – Vijay Jog

Data at your fingertips

All the data related to your business is critical to decision making. Starting from the time when a customer showed interest in your product to when he/she bought the product, to when the product was delivered, and up until the point when the customer paid.

There is always an option to hire a business analyst to provide reports containing this information, but for you to have it at your fingertips and be able to modify it at any point according to your specific needs, it is not possible. This holds true, for **BC** and **F&O** as well.

“Business Central, for example, has an account schedule, but there's no security. Now, the problem occurs when you want to give secured access of the information to the decision-makers at your company.” – Vijay Jog

Insights in 1 day

“BI4Dynamics is the only solution available that allows companies to extract insights from their data. The solution has 1500+ tables ready to go and pre-built reports and dashboards out of the box. It's impossible to get such quick insights when building your own Excel and Power BI reports!” – Vijay Jog



Out-of-the-box Reports

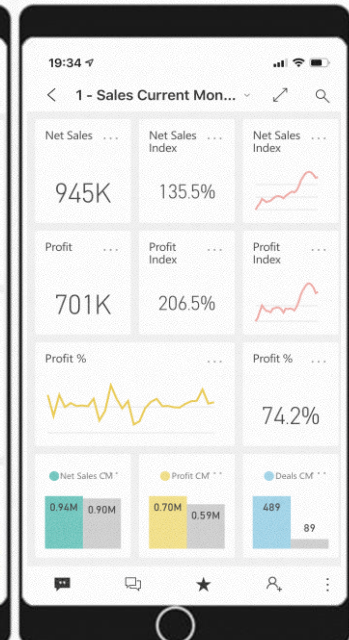
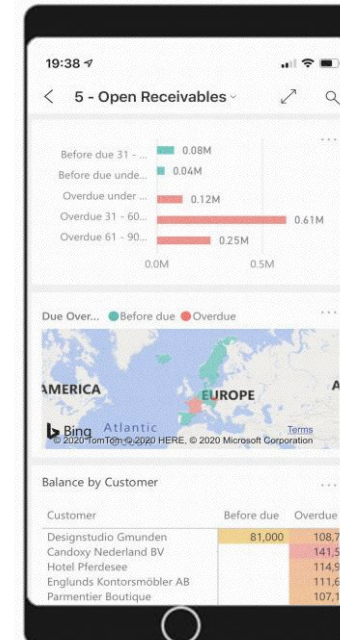
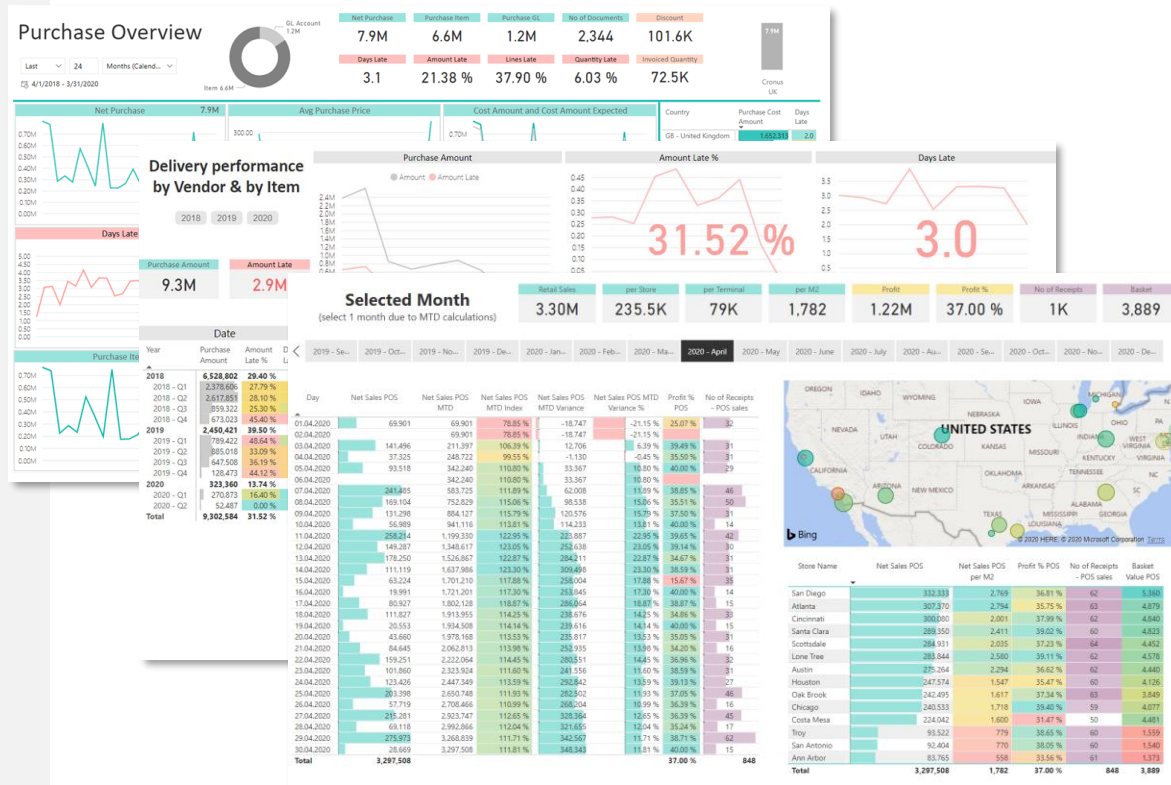
BI4Dynamics offers **out-of-the-box** reports, giving Dynamics users access to instant insights and the ability to modify your reports according to **specific needs within seconds, with zero coding needed.**

Getting this level of reporting without BI4Dynamics is very difficult, time consuming, and requires specialized and expensive support and resources. With BI4Dynamics, there is no need for **IT experts** to develop the solution, **economists** to write and connect the wide variety of formulas needed for business growth, and no need for **business analysts** to understand the reports and test the outcome.

The BIGGEST library of out-of-the-box Power BI & Excel reports

- developed by business leaders
- available on desktop or mobile
- across all application areas:
 - Sales, Purchase, Inventory, Receivables, Payables and Finance
- Lightning-fast speeds

WHAT
DO
YOU
GET?



TRY FOR FREE WE HAVE YOU COVERED!

 RISK FREE



IN A COUPLE OF DAYS

GUIDED INSTALLATION **1**

We will install BI4Dynamics with all out-of-the-box content in couple of hours.

POWER BI & EXCEL **2**

And connect 150 predefined Power BI and Excel reports available for desktop and mobile.

GET INSIGHTS **3**

Feel the power of ready to use BI solution and make fully informed decision.

SUPPORT **4**

BI4Dynamics is here to support you. At this stage, we check-in to see what's needed.

DECISION **5**

Risk-free decision after 30 days of exploring your data on a fully running version of BI4Dynamics

Turn Your Dynamics Data into Gold:

Get started with BI4Dynamics



START YOUR FREE TRIAL

