

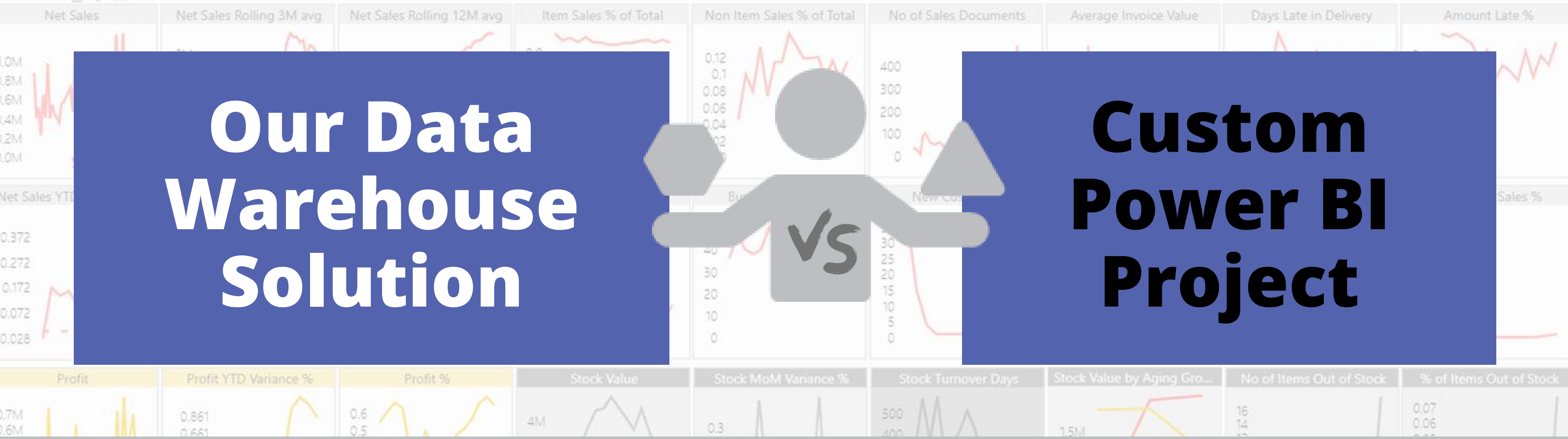
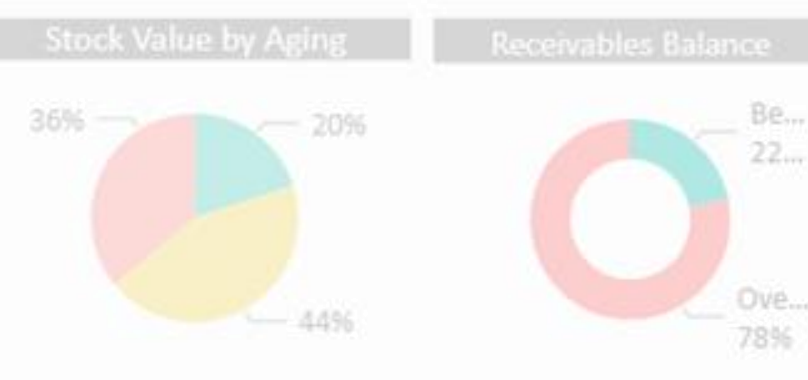
# Business Overview

## Sales, Inventory & Receivables

2018 2019 2020 2021

Net Sales	Net Sales YTD var %	Net Sales YOY var %	Days Late
31.47M	29.48 %	50.05 %	2.5
Profit	Profit Variance %	Profit %	Amount Late %
16.71M	85.18 %	53.09 %	39.59 %

Stock Value	Avg Stock Value	Stock Turn Days
2.97M	3.29M	349
Receiv Balance	Receiv Overdue	Rec Turn Days
3.49M	78.18 %	133



**Our Data Warehouse Solution**



**Custom Power BI Project**



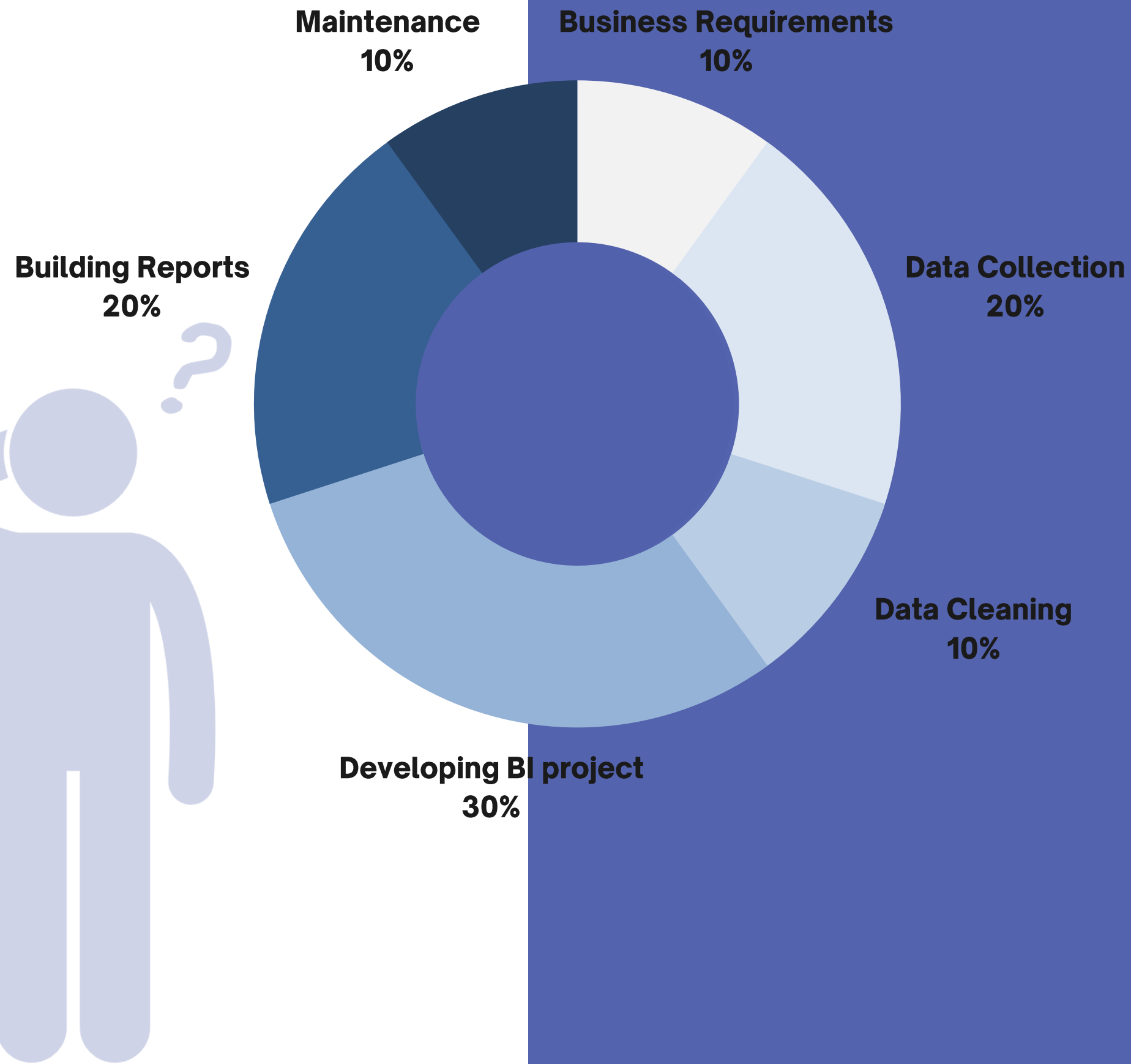
# Traditional BI Implementation

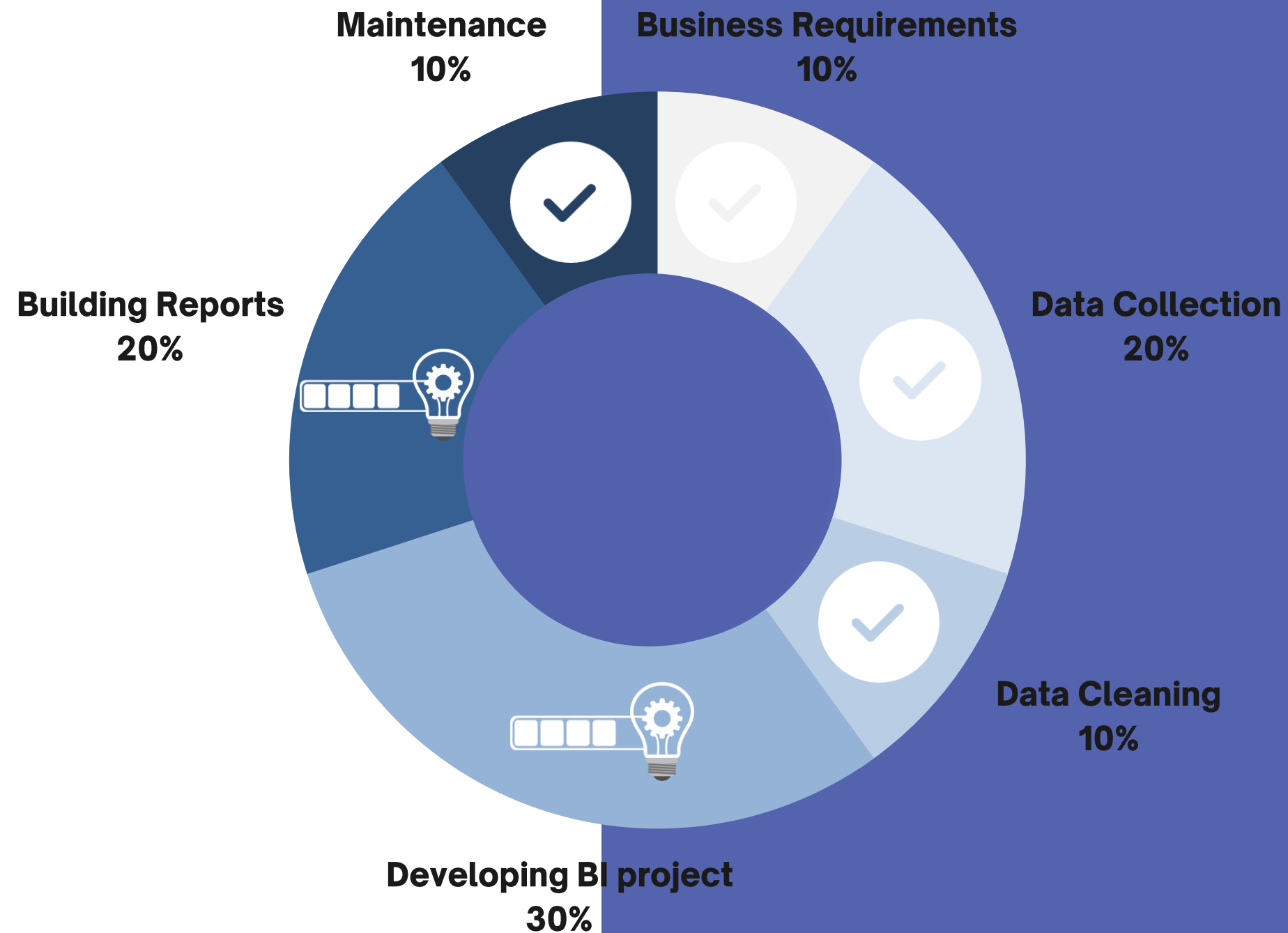
May take up from 6 months and \$80K because it requires variety of experts.

The BI implementation process undergoes several stages which are time and resources consuming.

A team of business users, business analysts, project managers, solution architects, BI developers, data engineers, etc. is needed to execute Business Intelligence implementation.

Source: ScienceSoft USA Corporation



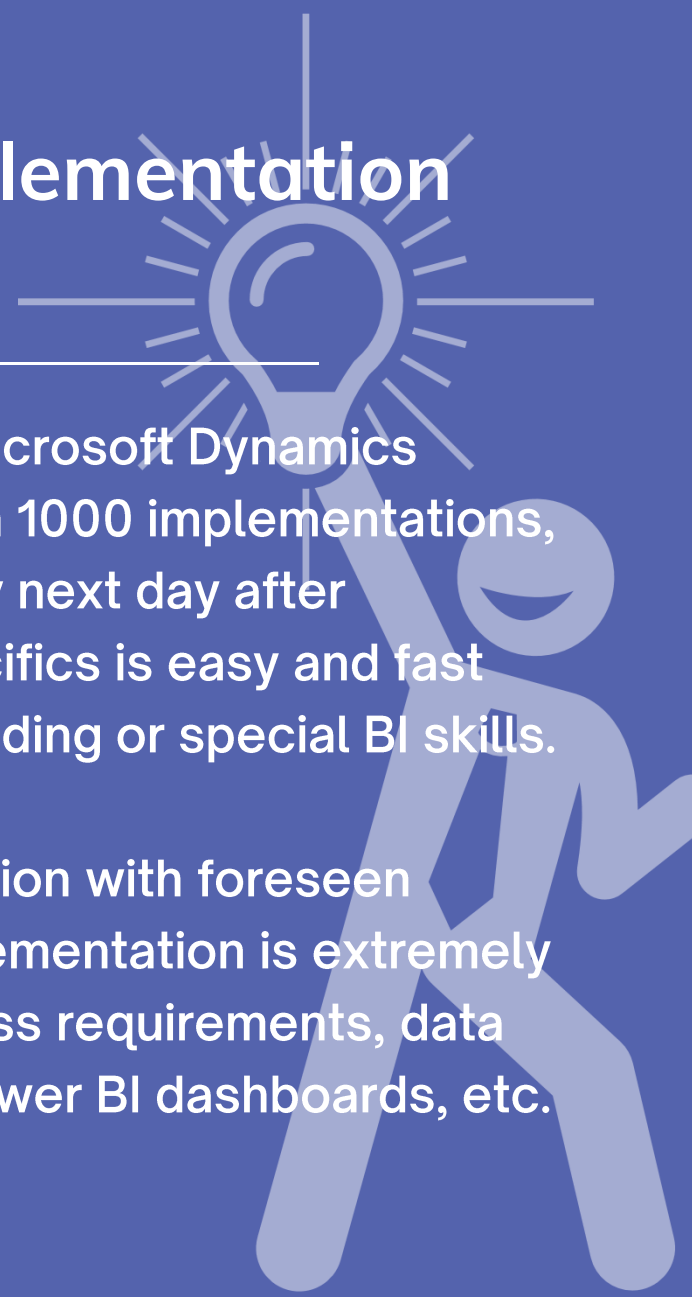


# New-era BI Implementation

Typical BI4Dynamics's implementation time is less than 10 days.

BI4Dynamics is developed especially for Microsoft Dynamics D365 F&O/AX and D365 BC/NAV. Based on 1000 implementations, solution is proven and ready to use the very next day after implementation. Adding your business specifics is easy and fast using customization wizard without any coding or special BI skills.

BI4Dynamics ensures risk free implementation with foreseen results for at least 90% of the project. Implementation is extremely fast because it eliminates gathering business requirements, data preparation and transformation, building Power BI dashboards, etc.





# Brown Jug

COMMUNITY MINDED SINCE 1937

## CUSTOMER STORY

*"Our transition was rapid, and we needed reporting quickly, so we looked for a solution vendor with expertise and knowledge in Dynamics 365 F&O."*

*"BI4Dynamics out-of-the-box reports have saved our analysts a tremendous amount of time versus learning the data structure and creating F&O reports on our own."*

*"BI4Dynamics' data warehouse and out-of-the-box Power BI reports increase productivity in day-to-day activities. BI4Dynamics has already paid for itself."*

Rustin Ruhl, Director of Business Intelligence, Afognak Native Corporation/Brown Jug Liquor Retailer using Microsoft Dynamics 365 Finance and Operations

Anchorage, Alaska, USA

# What do you need to consider?

01

## Do you really know what you need?

Would you rather implement a proven and practical BI solution?

A solution that covers more than 90% of business requirements the very next day after implementation? Regardless of the size or industry.

02

## Do you have time?

Do you have the time and the will to go through various project phases?

Is it important that the BI solution covers most of your requirements from day 1?

Would you like to start analyzing your data in the next few weeks?

03

## Do you have in-house resources?

Do you have skilled people with Microsoft Dynamics and Power BI modeling knowledge?

Are they available for full-time development, testing, verifying, building reports, and maintaining the project?

04

## Are future growth and flexibility important?

Is flexibility to add new and developing specifications important?

Do you need to integrate several Dynamics and Non-Dynamics sources into one BI solution?

# Most Important Differences

## Data Warehouse Automation

Programmatic delivery – Fully automated Data Warehouse

---

Ready to use in a matter of days - License

---

Best BI Content (200+ dashboards) for MS Dynamics

---

Fully extendable & no-code customizable

---

Fast processing time

---

Scalability

## Power BI Custom Projects

Services based project delivered by partner or IT team

---

Projects are cost and time intensive

---

Building models requires Dynamics consultants and BI experts

---

Power Query, M, DAX skills for customizations

---

Processing performance issues

---

Non-scalable



## CUSTOMER STORY



*“Even with staff skilled in understanding data and tables in Dynamics and structuring the queries, it still took us several weeks to prepare core data for visualization in Power BI.*

*With BI4Dynamics, dashboards come ready out-of-the-box.”*



Patrick Gill, CEO, eOutdoors  
E-commerce company using Microsoft Dynamics 365 Finance and Operations

New Jersey, USA



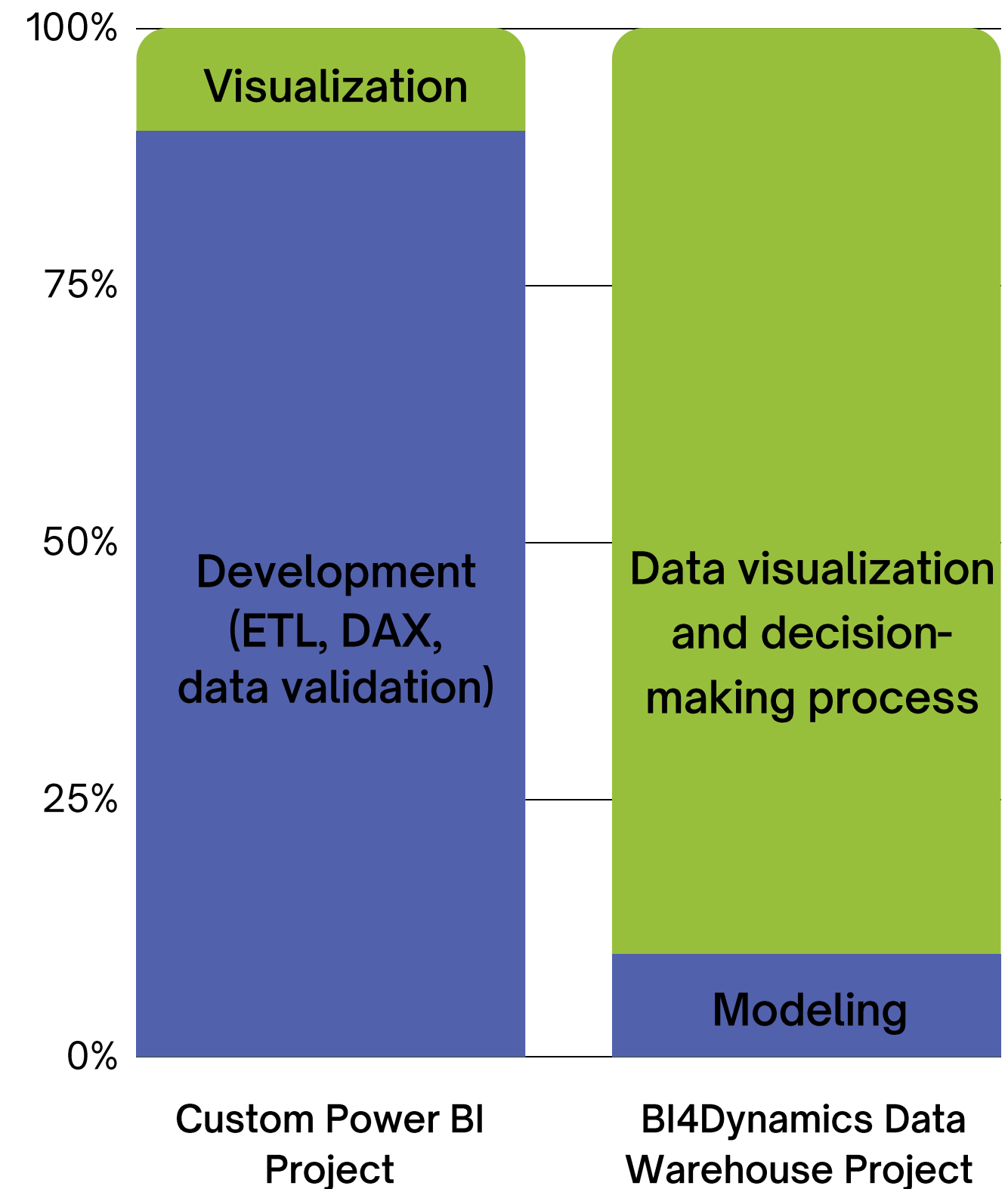
# Less modeling, more decision making

Prior to BI4Dynamics time was spent on:

- 90% ETL, modeling and data validation processes.
- 10% data visualizations & decision making.

Post BI4Dynamics time is spent on:

- 10% on modeling processes.
- 90% data visualization and decision making.





# Product vs Services

## The Main Difference

Data Warehouse Automation Solution

### Ready to use Solution

---

BI4Dynamics delivers out-of-the-box BI solutions, rather than going through trial & error process to find out the needs of the business.

Experience from 1000 customers shows that it covers up to 90% requirements. Usually, BI4Dynamics even exceeds expectations by discovering bleeding edges and finding new opportunities to grow their business.

---

**bi4dynamics**

Power BI Custom Projects

### Services Intense Project

---

Everyone working on the BI project delivery reactively responds to business needs. Due to a lack of clear, explicit, and agreed goals and outcomes, this approach could be risky, challenging, time-consuming, and services intense.

Project fails because business users are not necessarily clear on what they need or want, and the BI service provider (internal or external) is often left in the dark.

---

 Power BI

## CUSTOMER STORY

Medical Manufacturer with 15.000+ employees, present in 190 countries.

# Started with a custom Power BI project. Switched to BI4Dynamics.

---

Because of the complexity and the need for integration of 20+ Microsoft Dynamics NAV / BC environments they decided to switch from Power BI modeling to BI4Dynamics Data Warehouse.

Their IT team is now in control of their BI project. The possibility of wizard-driven adding databases with different Dynamics versions, localizations, and currencies including setting global dimensions makes their data warehouse ready for further integrations.

# Dynamics 365 Business Central

## Business Intelligence Project

Data Warehouse Automation Solution

### Best in class Out-of-the-box

---

BI4Dynamics's unique data transformation includes Azure Data Lake and Data warehouse to ensure no compromising between:

- **Querying speed, data size,** and the number of users.
- Data size and document level details.
- **Rich content** and project implementation costs.
- Adding additional Dynamics or any other sources.

BI4Dynamics state-of-the-art architecture ensures no pressure on your D365 or downtime waiting for reports to refresh.

---

**bi4dynamics**

Power BI Custom Projects

### Basic reports in BC

---

With D365 Business Central one can enable Power BI dashboards within the application. Some ready-to-use dashboards for a general overview are available.

For in-depth analysis of your growing business using important Microsoft Dynamics fields, these reports fall short of expectations. Because of the complexity of Microsoft Dynamics, one needs a lot of experience and programming knowledge to extend the BI project according to your needs.

---



# Dynamics 365 Finance BI project

## Business Intelligence Project

Data Warehouse Automation Solution

### Supported out-of-the-box

---

BI4Dynamics hand-picked 200 tables suitable for analysis and created a wizard-driven BI solution that connects to Microsoft Dynamics (On-premises or Cloud). It creates 1 million lines of code and more than 2000 BI fields to ensure self-service and fully documented Data Warehouse Business Intelligence.

Adding multiple Dynamics sources and companies into a consolidated Data Warehouse is done with a click of a mouse.

---

**bi@dynamics**

Power BI Custom Projects

### Need to develop a model

---

D365 Finance and Operations consists of 19284 tables. Selecting the right ones and connecting them correctly demands in-depth knowledge of Dynamics architecture.

Developing a model based on the exposed D365 Finance data lake tables is time-consuming and service intense. It requires interdisciplinary knowledge from Dynamics D365 as well as the Business intelligence programming stack.

---

 Power BI



# **All Dynamics AX business areas covered + Custom Sales Dashboard Finished in less than a month with BI4Dynamics.**

---

With other subsidiaries running on Microsoft Dynamics NAV, the development of a comprehensive Power BI model covering their sales area took over a year to establish, resulting in higher costs of implementation.

With BI4Dynamics, the organization was able to achieve customer-specific development for Microsoft Dynamics AX, significantly faster and with greater efficiency.

# Flexibility and scalability

Data Warehouse Automation Solution

## No-Code Customizations

---

Customization, development or external data sources integration is as easy as 1,2,3. Complete BI Project can be either customized or built without coding in five wizard-driven steps based on Dynamics Metadata/AOT.

You don't need any BI skills or language to do customizations.

---

**biodynamics**

Power BI Custom Projects

## Power Query, M, DAX skills

---

For an easier start, there are a lot of plug-and-play templates and dashboards. If the proposed model is enough to cover your requirements, the Power BI project can be quickly implemented.

In case you would like to further extend the model and work on additional customizations then a set of programming and developing skills are needed.

---



## CUSTOMER STORY



*“We adore how easy and fast for customization the BI4Dynamics’s reports are. The Wizard Customization Tool is very useful when I want to change the report dimension to obtain the desired information at one particular moment.”*



Karim Bedair, Financial Planning and Analysis Manager, Taqeef  
Air Condition Manufacturer using Microsoft Dynamics NAV

Dubai, United Arab Emirates

# Data validation

Data Warehouse Automation Solution

## Validated and Proven

---

BI4Dynamics daily validates the data and applications to ensure high-quality solutions for their customers.

BI4Dynamics data structures are fully optimized and further developed responding to unique customer requirements and changes in Microsoft Dynamics applications.

---

**bi4dynamics**

Power BI Custom Projects

## Manual validation

---

When it comes to custom development for a specific customer the implementation partner or your internal team needs to manually validate the data to ensure correct and accurate insights.

This process is time-consuming and needs to be redone with each major addition to the project.

---





## CUSTOMER STORY



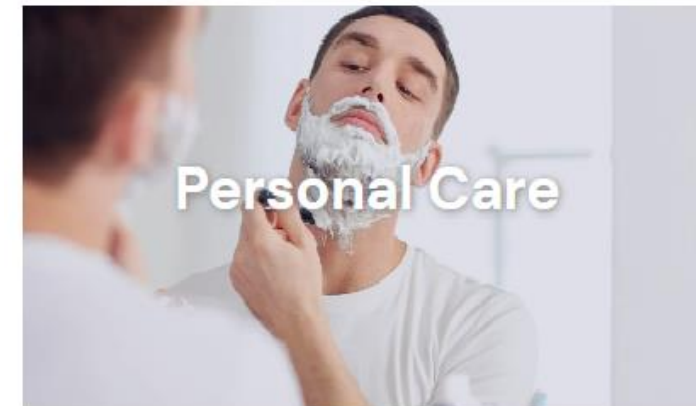

*“BI4Dynamics allowed our teams and decision-makers to be more productive and easily identify trends and opportunities to drive the business forward.”*

*“BI4Dynamics gives us the power to report across any NAV application areas we need. This gives us improved visibility and the ability to make better decisions that impact success,”*

---

Michael Sedlock, VP of Information Technology, Dukal  
Medical Manufacturer using Microsoft Dynamics NAV

New York, USA



# Take advantage of the tools available to make informed decision.

---



Ask questions



Study documents



1:1 demo



Try before you buy

# bi4dynamics

When Power BI is not enough!



## Get Started!

[Contact us](#) to start a free trial or to book a one-on-one demo.

### Email Address

 [sales@bi4dynamics.com](mailto:sales@bi4dynamics.com)

### Website

 <https://www.bi4dynamics.com>

