

BI4Dynamics 365 F&O Factsheet

Listing of all Dimensions and Measures F&O is offering, classified by business area & facts.

Last update: February 2021

Version 4.01

Contents

- SALES ANALYSIS 1**
 - Sales Invoice 2
 - Sales Invoice - Charges Line..... 2
 - Sales Invoice - Misc Charges..... 2
 - Sales Invoice - Charges Header..... 2
 - Sales Delivery..... 2
 - Sales Orders..... 3
 - Sales Quote..... 3
 - Sales Opportunity 3
 - Sales Forecast 3
- RECEIVABLES ANALYSIS 4**
 - Receivables Transactions..... 5
 - Receivables State..... 5
- INVENTORY ANALYSIS 6**
 - Inventory Transactions..... 7
 - Inventory Journal..... 7
 - Inventory Transfers 7
 - Inventory Aging Transactions 7
 - Inventory State 7
- FINANCE ANALYSIS 8**
 - GL Analysis..... 9
 - GL Budget 9
- PURCHASE ANALYSIS..... 10**
 - Purchase Invoice..... 11
 - Purchase Invoice Misc Charges 11
 - Purchase Invoice Charges..... 11
 - Purchase Delivery 11
 - Purchase Orders 11
 - Purchase Forecast 11
- PAYABLES ANALYSIS 12**
 - Payables Transactions 13
 - Payables State 13
- PRODUCTION ANALYSIS..... 14**
 - Production Transactions..... 15
 - Production Shop Floor Control..... 15
 - Production Route Transactions 15
- FIXED ASSETS ANALYSIS..... 16**
 - FA Transaction..... 16
 - Fixed Assets Depreciation 16

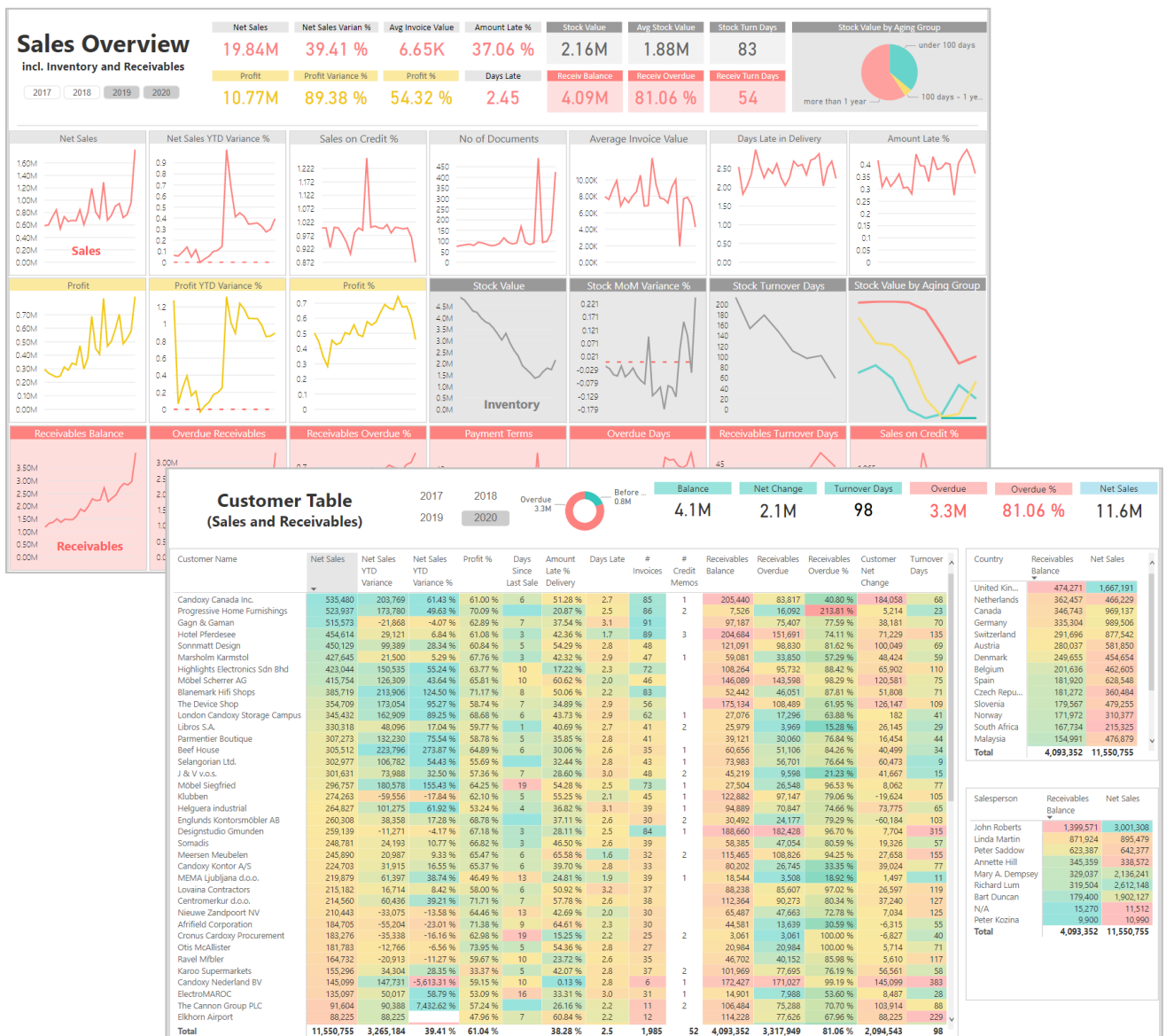
Fixed Assets Statistics	16
PRODUCT INFORMATION ANALYSIS	16
Trade Agreements	16
Project Budget	16
PROJECTS ANALYSIS	17
Project Actual	17
Project Budget	17
VERTICAL SOLUTION – LS RETAIL ANALYSIS	18
Retail Payments	19
Retail POS Batch	19
Retail Sales Transactions	19
Retail Transaction Table	19
Retail Voided Payments.....	19
Retail Voided Sales Transactions.....	19
Retail Store Information	19
Retail Stock Information.....	19
Retail Assortment	19
Retail Transaction Statistics.....	19

SALES ANALYSIS

Sales cube comes with **495 measures** organized in nine measure groups:

- **Sales Orders:** Monitor sales operational performance (Ordered / Reserved / Picked / Delivered / Open Amount & Quantity physically & financially, blocked, completed, Backlog Amount & Qty by PDD and RDD, some measures in Unit of Measure).
- **Sales Invoice:** Analyze where sales and profit are generated (Gross/Net Sales, Costs, Discounts, Profits, Commissions, Charges, Benefits, Averages, date comparisons, Last transactions) from standard document header and lines or free text documents.
- **Sales Forecasts:** Compare sales forecasts and actuals (Forecast Amounts, Qty, Discounts, Sales and Cost Price, with variances and date comparisons).
- **Sales Delivery:** Track delivery performance (Days / Amount / Qty / Lines late by five different dates, Availability Rate Delivered / Invoiced, Packing slip information, OTIF%),
- **Sales Opportunities:** Analyze Opportunities.
- **Sales Quotes:** Analyze Quotes.

Measure groups are sharing **66 dimensions** with **642 attributes** in **128 hierarchies**.



Sales Invoice

DIMENSIONS

- Bill To Customer
- Charges
- Commission Sales Group
- Currency
- Date
- Document Sales Invoice
- Document Sales Invoice Line
- Employee
- General Type
- Inventory Batch
- Inventory Dimensions
- Inventory Serial
- Inventory Size
- Item
- Location
- Procurement Category
- Reason Code
- Return Reason Code
- Sell To Customer
- Unit Of Measure

MEASURES

- All Customers
- Buying Customers
- Days Since Last Sale
- Gross Sales + ACY + Posted
- Last Sales (Amount, Date, Quantity)
- Net Sales + ACY + Posted
- New Customers + Sales & %
- New Items + Sales & %
- No of Deals
- No of Posted Sales Documents
- No of Sales (Invoices, Journals, Orders, Returned Orders)
- Previous Sales Date
- Sales Benefits + ACY + Posted
- Sales Charges Value + ACY + Posted
- Sales Cost + ACY + inc Benefits
- Sales Deal Value + ACY
- Sales Discount Amount +% + ACY & % + End % + Posted
- Sales Price + ACY
- Sales Profit + % + ACY & %
- Sales Profit inc Benefits & %
- Sales Profit Posted
- Sales Shipped / Invoiced Variance

Sales Invoice - Charges Line

DIMENSIONS

- Bill To Customer
- Charges
- Commission Sales Group
- Currency
- Date
- Document Sales Invoice
- Document Sales Invoice Line
- Employee
- General Type
- Inventory Batch
- Inventory Dimensions
- Inventory Serial
- Inventory Size
- Item
- Location
- Procurement Category
- Reason Code
- Return Reason Code
- Sell To Customer
- Unit Of Measure

MEASURES

- Line Num
- Sales Charges Value
- Sales Charges Value ACY
- Sales Charges Value Posted

Sales Invoice - Misc Charges

DIMENSIONS

- Bill To Customer
- Commission Sales Group
- Currency
- Date
- Document Sales Invoice
- Document Sales Invoice Line
- Employee
- General Type
- Inventory Batch
- Inventory Dimensions
- Inventory Serial
- Inventory Size
- Item
- Location
- Procurement Category
- Reason Code
- Return Reason Code
- Sell To Customer
- Unit Of Measure

MEASURES

- Sales Discount Amount ACY
- Sales Discount Amount End & Posted
- Sales Misc Charges ACY
- Sales Misc Charges End ACY + Posted
- Sales Misc Charges End
- Sales Tax ACY

Sales Invoice - Charges

Header

DIMENSIONS

- Bill To Customer
- Charges
- Currency
- Date
- Document Sales Invoice
- Document Sales Invoice Line
- Employee
- General Type
- Inventory Batch
- Inventory Dimensions
- Inventory Serial
- Inventory Size
- Item
- Location
- Procurement Category
- Reason Code
- Return Reason Code
- Sell To Customer
- Unit Of Measure

MEASURES

- Sales Charges Value + ACY
- Sales Charges Value Posted

Sales Delivery

DIMENSIONS

- Account Manager
- Bill Of Lading
- Bill To Customer
- Country
- Currency
- Date
- Delivery Mode
- Delivery Term
- Document Sales Order
- Document Sales Order Line
- Item
- Location
- Packing Slip
- Payment Term
- Procurement Category
- Sales Pool
- Sell To Customer

MEASURES

- Amount Late % & ACY %
- Average Sales Days & Quantity Late
- Sales Amount Late + ACY + Posted
- Sales Availability Rate Delivered & Invoiced
- Sales Delivery Performance Ratio
- Sales Lines Late & %
- Sales Lines On Time & %

Sales Orders

DIMENSIONS

- Account Manager
- Bill To Customer
- Contact Person
- Country
- Currency
- Date
- Delivery Mode
- Delivery Term
- Document Sales Order
- Document Sales Order Line
- Employee
- Item
- Location
- Procurement Category
- Project
- Return Reason Code
- Sales Pool
- Sales Status
- Sales Type
- Sell To Customer
- Unit Of Measure

MEASURES

- Sales Order Amount ACY
- Sales Order Backlog Amount
PDD & RDD
- Sales Order Backlog Quantity
PDD & RDD
- Sales Order Delivered Quantity +
UM
- Sales Order Line Count
- Sales Order Open Amount + ACY
& Financial
- Sales Order Open Amount
Posted + Financial & Posted
- Sales Order Ordered Quantity +
Reserved
- Sales Order Picked Quantity
- Sales Order Sales Amount &
Discount & Price UM

Sales Quote

DIMENSIONS

- Account Manager
- Bill To Customer
- Contact Person
- Country
- Currency
- Delivery Mode
- Delivery Reason Code
- Delivery Term
- Document Sales Opportunity
- Document Sales Order
- Document Sales Quotation
- Employee
- Expiry Date
- Follow Up Date
- Item
- Location
- Procurement Category
- Project
- Project Category
- Quotation Reject Reason
- Quotation Status
- Quotation Type
- Requested Receipt Date
- Requested Shipping Date
- Sell To Customer

MEASURES

- Quoted Sales Cost Price + ACY
- Quoted Sales Line Amount +
ACY
- Quoted Sales Price + ACY
- Quoted Sales Price + ACY
- Sales Quote Count

Sales Opportunity

DIMENSIONS

- Closed Date
- Date
- Document Sales Opportunity
- Opened Date

MEASURES

- Line Amount
- Line Discount Amount
- Outstanding Quantity
- Quantity + Invoiced + Shipped
- No of Sales Document Archive
Lines

Sales Forecast

DIMENSIONS

- Currency
- Customer
- Date
- Forecast End Date
- Forecast Model
- Item
- Location
- Project

MEASURES

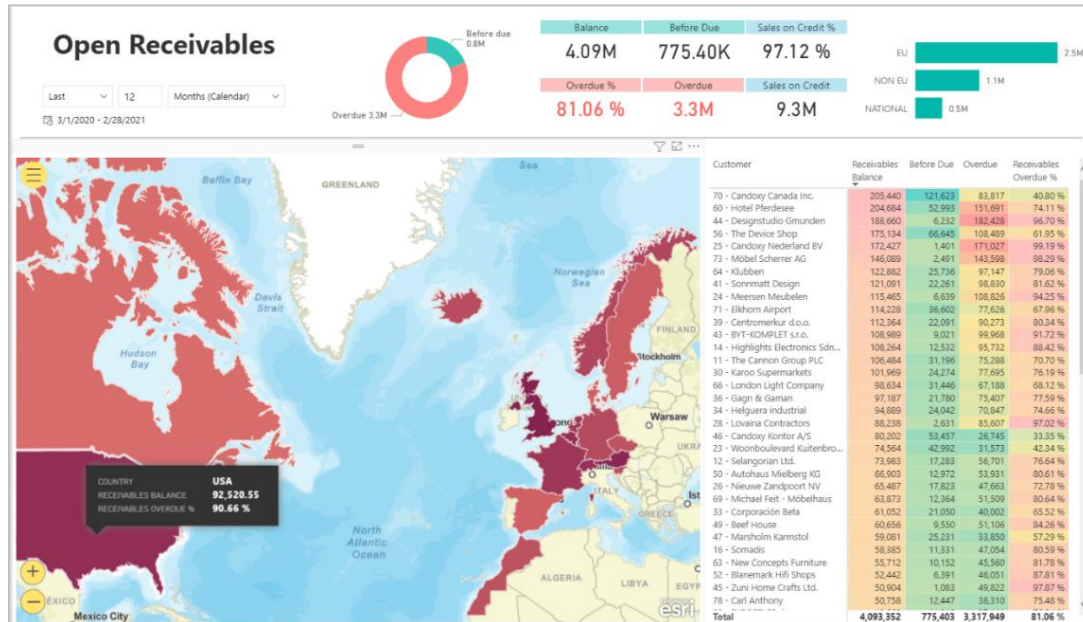
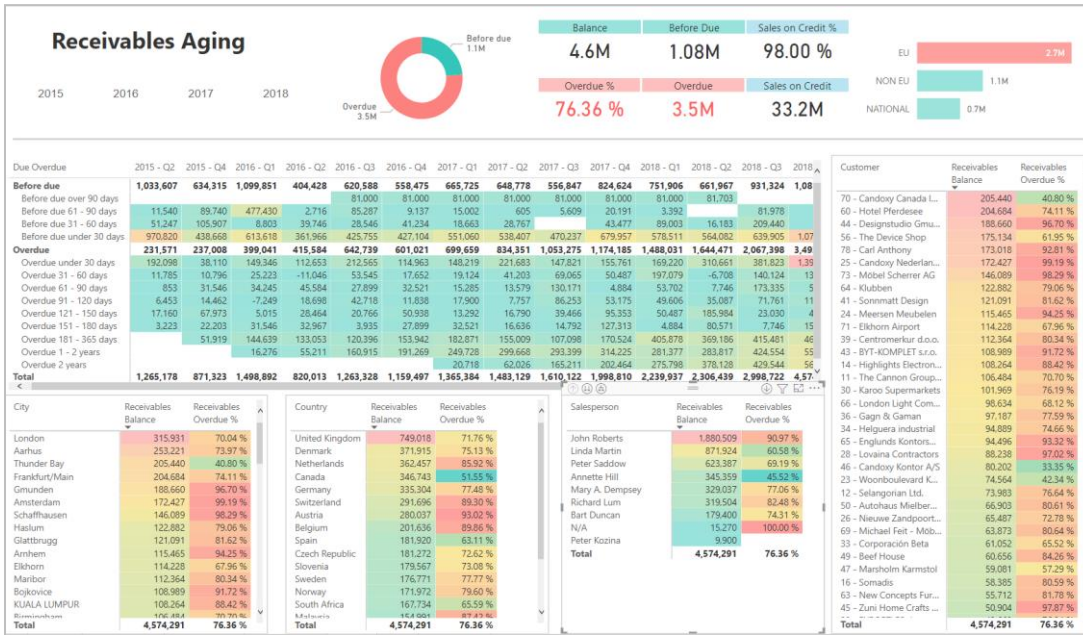
- Sales Forecast Amount + ACY
- Sales Forecast Amount Last +
ACY
- Sales Forecast Amount Variance
+ ACY
- Sales Forecast Cost Price + ACY
- Sales Forecast Count
- Sales Forecast Discount Amount
+ ACY
- Sales Forecast Price Unit + ACY
- Sales Forecast Sales Price + ACY
- Sales Forecast Sales Qty Last &
Variance

RECEIVABLES ANALYSIS

Receivables are the most standardized business area, and the cube comes with **72 measures** organized in two measure groups:

- **Receivable Analysis:** Analyze balances (Average Due / Open / Overdue day – these measures calculated as weighted averages).
- **Customer Analysis:** Get insight into customer transactions (with standard Debit, Credit, Net change, and Payment terms also as weighted average, as well as some specific measures Sales on Credit as amount and percentage).

Averages are calculated as weighted averages giving the most accurate information. Measure groups are sharing **26 dimensions** with **227 attributes** in **50 hierarchies**.



COMMON DIMENSIONS

- Bill To Customer
- Currency
- Date
- Document Customer
- Document Customer Invoice
- Document Sales Order
- Employee
- Sell To Customer

Receivables Transactions

MEASURES

- % of Total Customer Sales + ACY
- Customer Credit + ACY + PCY
- Customer Debit + ACY + PCY
- Customer Discount ACY
- Customer Net Change ACY
- Customer Sales ACY
- Customer Sales on Credit + % + ACY & %
- Receivables Payment Terms + ACY

Receivables State

DIMENSIONS

- Receivables Due Analysis

MEASURES

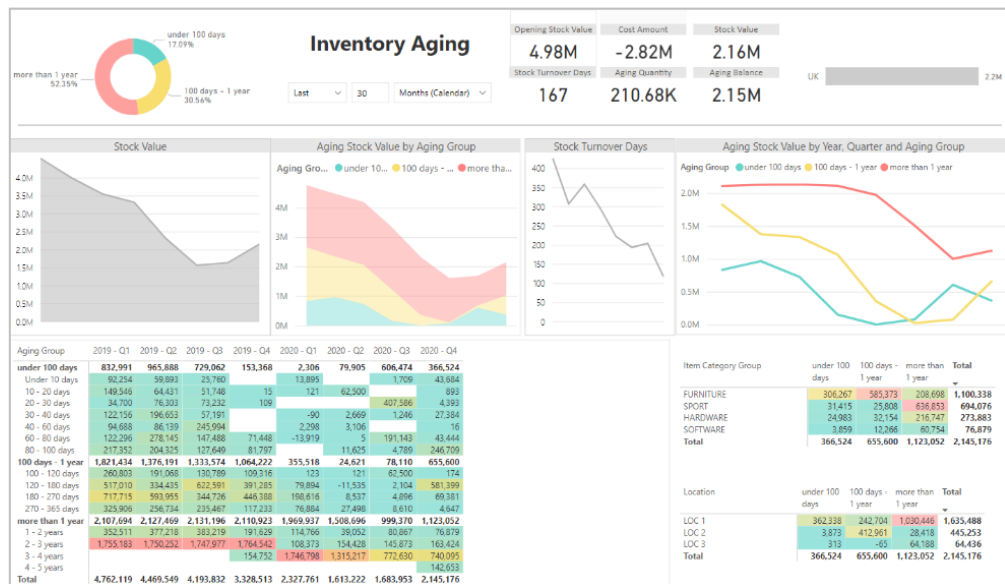
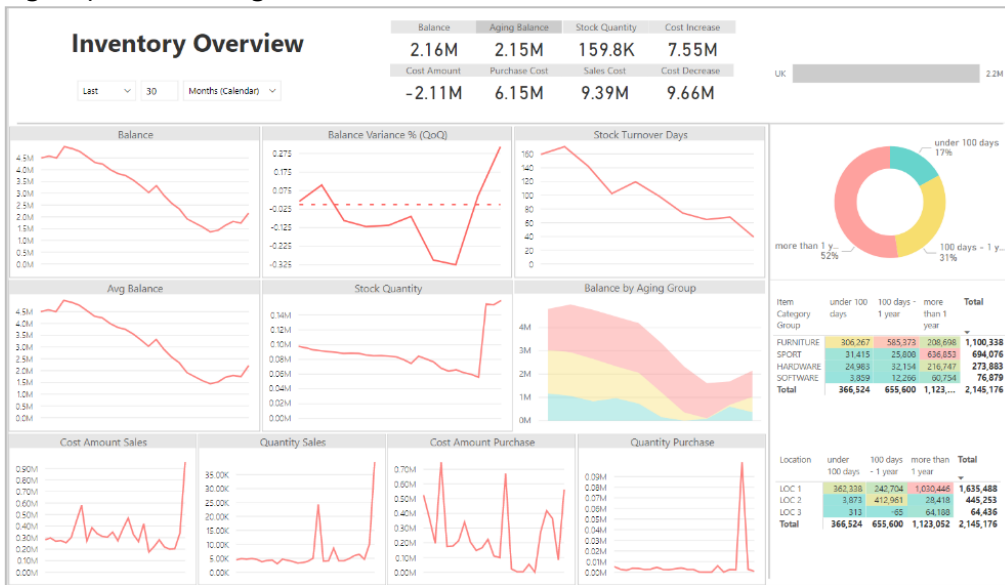
- % of Total Receivables Balance + ACY
- % Receivables Overdue + ACY
- Average Receivables + ACY
- No of Documents
- No of Open Documents
- Receivables Balance + ACY & (PD, PM, PQ, PY) + PCY & (PD, PM, PQ, PY)
- Receivables Balance PD
- Receivables Balance PM
- Receivables Balance PQ
- Receivables Balance PY
- Receivables Before Due + ACY
- Receivables Due Days + ACY
- Receivables Open Days + ACY
- Receivables Opening Balance + ACY + PCY
- Receivables Overdue
- Receivables Overdue ACY
- Receivables Overdue Days + ACY
- Receivables Turnover Coefficient + ACY
- Receivables Turnover Days + ACY

INVENTORY ANALYSIS

Inventory cube comes with **104 measures** organized in five measure groups:

- **Inventory Transactions:** Analyze Cost and Quantity (Issued / Received by Date Physical / Date Financial), adjustments, and average costs.
- **Inventory State:** Track dynamics of your Inventory (Opening / Closing Qty and Value Balances, Stock Rotation in days, Min / Max Values, Average Qty, and Value over time).
- **Inventory Aging:** Track aging value and quantity by setting periodical snapshots, save to historical data and analyze changes over time by detailed aging buckets.
- **Inventory Journal:** Analyze Cost, Qty, and Price of journal transactions (increase, decrease, net change) commonly used for tracking wastage, shrinkage, and similar transactions.
- **Inventory Transfers:** Analyze transfers between locations.

Measure groups are sharing **28 dimensions** with **338 attributes** in **54 hierarchies**.



COMMON DIMENSIONS

- Date
- Item
- Location

Inventory Transactions

DIMENSIONS

- Currency
- Date
- Document Inventory
- Inventory Batch
- Inventory Dimensions
- Item
- Location

MEASURES

- Average Cost + ACY
- Cost Amount Adjustment + ACY
- Financial Cost Amount + ACY
- Issued Amount + ACY + PCY
- Issued Cost + ACY
- Issued Quantity
- Received Amount + ACY + PCY
- Received Cost + ACY + PCY
- Received Quantity
- Value + ACY + PCY

Inventory Journal

DIMENSIONS

- Date
- Invent Journal (ID, Description, Line Number, Name ID, Voucher)
- Item
- Location
- Reason Code

MEASURES

- Journal Misc (Cost & In & Out, Quantity & In & Out)
- Journal Other Adjustments (Cost & In & Out, Quantity & In & Out)
- Journal Shrinkage (Cost, Quantity)
- Journal Transfer Adjustments (Cost & In & Out, Quantity & In & Out)
- Journal Wastage (Cost, Quantity & In & Out)

Inventory Transfers

DIMENSIONS

- Item
- Location (From & To)
- Planned Receive Date
- Receipt Posting Date
- Receive Date Line
- Ship Date Line
- Shipment Posting Date
- Transfer Order
- Measures

MEASURES

- Transfer Received Cost Amount
- Transfer Scrap Cost Amount

Inventory Aging Transactions

DIMENSIONS

- Date
- Location
- Location From

MEASURES

- Aging Cost
- Aging Value + ACY
- Aging Quantity

Inventory State

DIMENSIONS

- Date
- Inventory Aging
- Location
- Location From

MEASURES

- Average Stock (Quantity, Value & ACY & PCY)
- Inventory State Stock Quantity
- Max Stock Quantity in Time Span
- Max Stock Value in Time Span + ACY
- Min Stock Quantity in Time Span
- Min Stock Value in Time Span + ACY
- Opening Stock Quantity
- Stock Cost
- Stock Quantity
- Stock Turnover (Coefficient & Days)
- Stock Value + ACY + PCY
- Out of Stock (1,7,14,30)d
- Out of Stock (1,7,14,30)d - No of Items
- Out of Stock (1,7,14,30)d %

FINANCE ANALYSIS

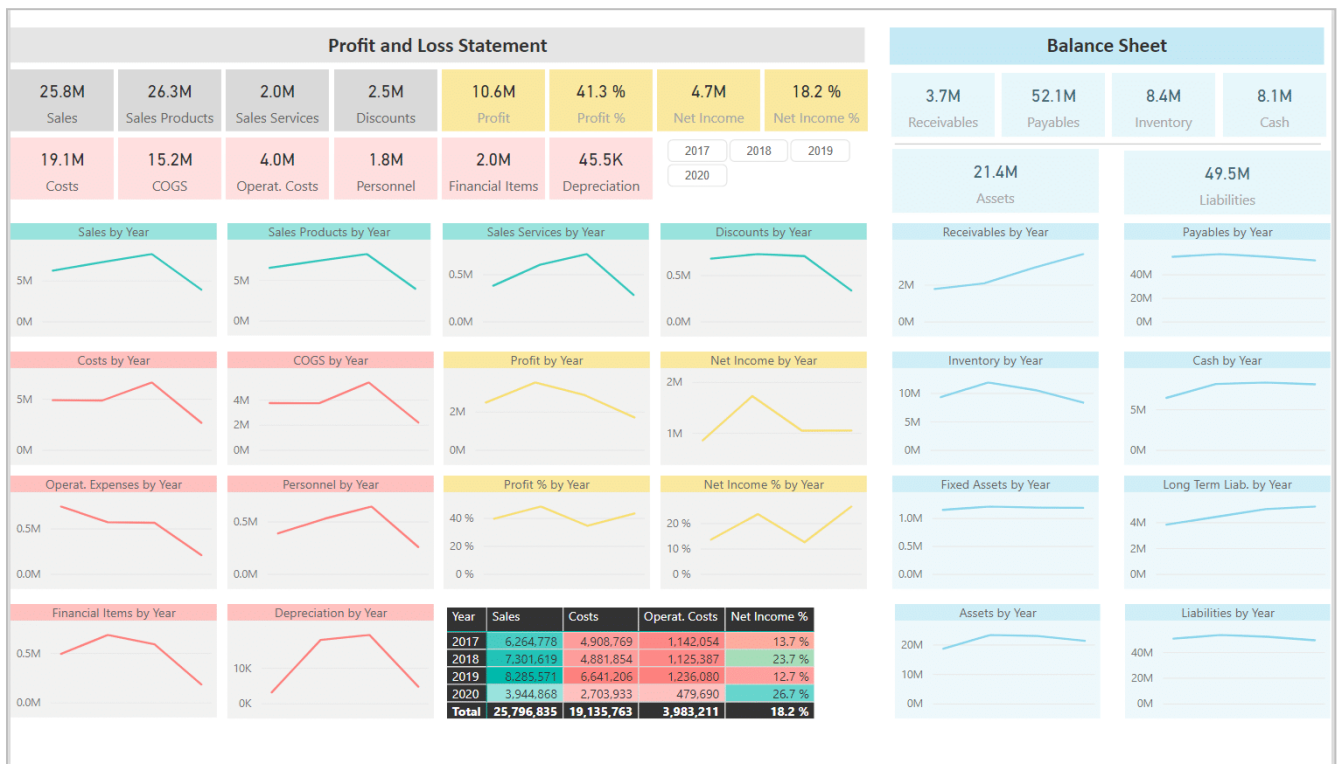
Finance cube comes with **203 measures** organized in three measure groups:

- **General Ledger:** Analyze transactions and balances.
- **General Ledger Budget:** Analyze budget and budget variances.
- **Financial Statements:** Use AX reports from Traditional Financial Statements.

By combining financial dimensions, a user gets unimaginative flexibility for financial reporting in Excel or Power BI.

Measure groups are sharing **29 dimensions** with **92 attributes** in **11 hierarchies**.

Account Schedules flexibility, **15 global dimensions**, and additional currency. This is all you need for any business or accounting top-bottom analysis.



GL Analysis

DIMENSIONS

- Closed Period
- Currency
- Date
- Document GL
- GL Account
- Posting Layer
- Posting Type

MEASURES

- Balance + ACY
- Credit Balance + ACY
- Debit Balance + ACY
- Credit + ACY
- Debit + ACY
- Net Change ACY
- Opening Balance + ACY
- Reporting Balance
- Reporting Credit + Balance
- Reporting Debit + Balance
- Transaction (Balance, Credit, Credit Balance, Debit, Debit Balance)
- No of Transactions & Documents
- Net Change per Transaction & Document

GL Budget

DIMENSIONS

- Budget Transaction Code
- Budget Transaction Status
- Budget Type
- Currency
- Date
- Document GL
- GL Account
- General Ledger Budget

MEASURES


- Budget Amount + ACY
- Budget Variance + ACY
- Net Change ACY / Budget ACY Index
- Net Change/ Budget Index

PURCHASE ANALYSIS

Purchase cube comes with **330 measures** organized in six measure groups:

- **Purchase Orders:** Monitor purchase operational performance (Qty Ordered / Arrived / Pending / Received / Remain / Registered, Lines Early / Late / On-Time as value and %, Lines fulfilled / Partially fulfilled / Not fulfilled as value and %, Amount Ordered with date comparison, some measures in Unit of Measure).
- **Purchase Invoice:** Analyze the cost of items and services (Cost amount, Discount, Charges, Quantity, Price, Last purchase transactions) from standard document header and lines or free-text documents.
- **Purchase Delivery:** Score vendor performance as the difference in planned date (Confirmed Delivery Date or Confirmed Shipping Date or Requested Shipping Date) and actual Receipt date and calculate Days, Lines, Amount and Qty Late and On-time as value and %.
- **Purchase Forecast:** Compare purchase forecasts and actuals (Forecast Amounts, Qty, Discounts, Price) with variances and date comparisons.
- Purchase Invoice Misc Charges and Purchase Invoice Charges.

Measure groups are sharing **48 dimensions** with **467 attributes** in **75 hierarchies**.



Purchase Invoice

DIMENSIONS

- Buy From Vendor
- Charges
- Currency
- Date
- Document Purchase
- General Type
- Inventory Batch
- Inventory Dimensions
- Inventory Serial
- Inventory Size
- Item
- Item Buyer Group
- Location
- Pay To Vendor
- Procurement Category
- Unit Of Measure

MEASURES

- Days Since Last Purchase
- Last Purchase Amount & ACY
- Last Purchase Date & Quantity
- Number of all Posted (Purchase Documents, Purchase Orders, Purchase Journals, Returned Orders, Credit Memos, Deals, Invoices)
- Previous Purchase Date
- Purchase Amount ACY
- Purchase Cost Amount (ACY & Adjustment)
- Purchase Deal Value
- Purchase Discount Amount + ACY + PCY
- Purchase Price
- Purchase Line Discount Amount + ACY
- Purchase Shipped / Invoiced Variance
- Purchase Shipped Quantity
-
- New Items Purchased
- New Items Purchases + % + ACY & %
- New Vendors + Purchases & (%, ACY & %)
- Number of Purchase (Credit Memos, Deals, Invoices)
- Previous Purchase Date
- Purchase Deal Value + ACY
- Purchase Shipped / Invoiced Variance

Purchase Invoice Misc Charges

DIMENSIONS

- Buy From Vendor
- Charges
- Currency
- Date
- Document Purchase
- General Type
- Inventory Batch
- Inventory Dimensions
- Inventory Serial
- Inventory Size
- Item
- Item Buyer Group
- Location
- Pay To Vendor
- Procurement Category
- Unit Of Measure

MEASURES

- Purchase Discount Amount Misc + ACY
- Purchase Misc Charges + ACY + PCY

Purchase Invoice Charges

DIMENSIONS

- Date

MEASURES

- Purchase Charges Value + ACY & PCY

Purchase Delivery

DIMENSIONS

- Buy From Vendor
- Currency
- Date
- Delivery Mode
- Delivery Term
- Document Purchase Order
- Employee
- Item
- Location
- Payment Term
- Procurement Category

MEASURES

- Average Purchase (Days, Qty) Late
- No of Purchase Delivery Lines
- Purchase Amount Late + ACY + PCY
- Purchase Amount Received + ACY
- Purchase Quantity Received
- Purchase Lines Late + %
- Purchase Lines On Time

Purchase Orders

DIMENSIONS

- Buy From Vendor
- Confirmed Delivery Date
- Currency
- Date
- Delivery (Date, Mode, Term)
- Document Purchase Order + Line
- Employee
- Item + Buyer Group
- Location
- Pay To Vendor
- Payment Term
- Procurement Category
- Project
- Purchase Status & Type
- Shipping Date Confirmed & Requested
- Unit Of Measure

MEASURES

- No of lines Not Fulfilled + %
- No of lines Received (in Full & %, Partially & %)
- Number of all Purchase Orders
- Number of Purchase (Orders, Return Orders, Journals)
- Purchase Order Amount & ACY
- Purchase Order Inventory (Arrived Quantity, Ordered Quantity, Registered Quantity)
- Purchase Order Lines (Early & %, Late & %, On-Time & %)
- Purchase Order Pending Quantity
- Purchase Order Purchase Amount + ACY
- Purchase Order Received Quantity + % + UM
- Purchase Order Remaining Quantity + % + UM
- Purchase Price (Unit ACY, ACY, Unit Line, Line)

Purchase Forecast

DIMENSIONS

- Date
- Location

MEASURES

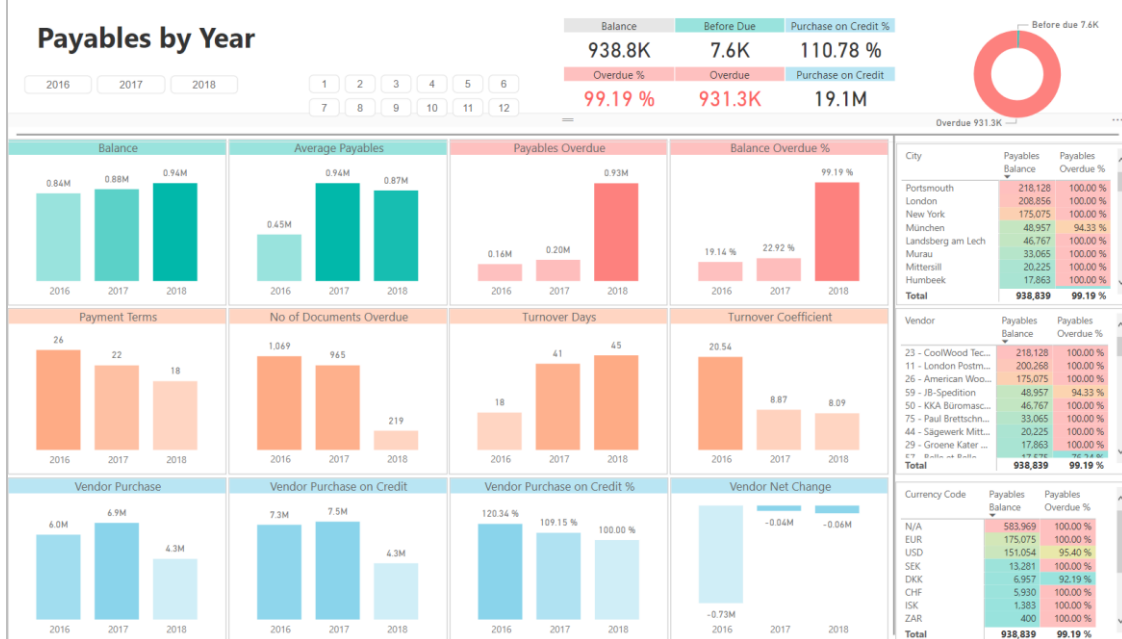
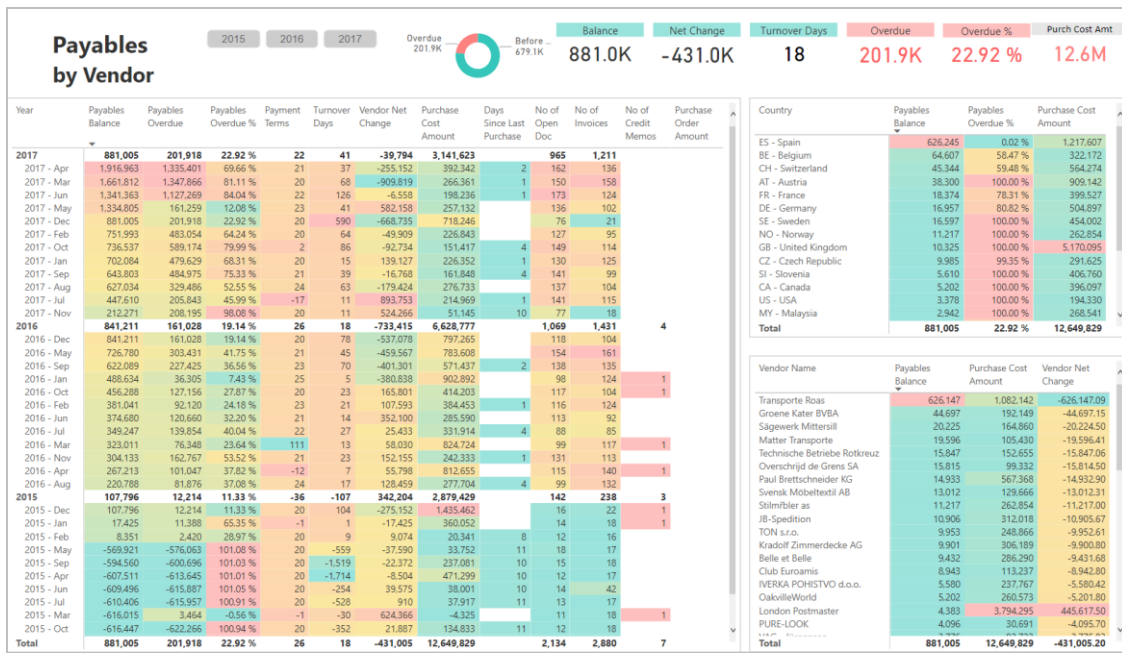
- Purchase Forecast Amount + ACY
- Purchase Forecast Discount Amount + ACY
- Purchase Forecast Price Unit + ACY
- Purchase Forecast Purchase Price + ACY

PAYABLES ANALYSIS

Payables cube comes with **64 measures** organized in two measure groups:

- Payables State:** To analyze vendor payment habits (Payment Term / Open / Overdue Days – all measures **calculated as weighted averages**), Days Payables Outstanding, and Payable Coefficient. Balances are calculated daily for every open document, with the option to compress on a weekly or monthly level for prior periods (to gain performance and save disk space).
- Vendor Analysis:** To get insight into vendor transactions with specific measures Purchase on Credit as amount and percentage).

Measure groups are sharing **26 dimensions** with **120 attributes** in **16 hierarchies**.



COMMON DIMENSIONS

- Buy From Vendor
- Currency
- Date
- Document Purchase Order
- Document Vendor
- Document Vendor Invoice
- Employee
- Pay To Vendor

Payables Transactions

MEASURES

- % of Total Vendor Purchase + ACY
- End Disc - Payables
- Payables Payment Terms + ACY
- Purchase Balance
- Vendor Credit + ACY + PCY
- Vendor Debit + ACY + PCY
- Vendor Discount + ACY
- Vendor Net Change ACY
- Vendor Purchase + ACY
- Vendor Purchase on Credit + % + ACY & %

Payables State

DIMENSIONS

- Due Analysis

MEASURES

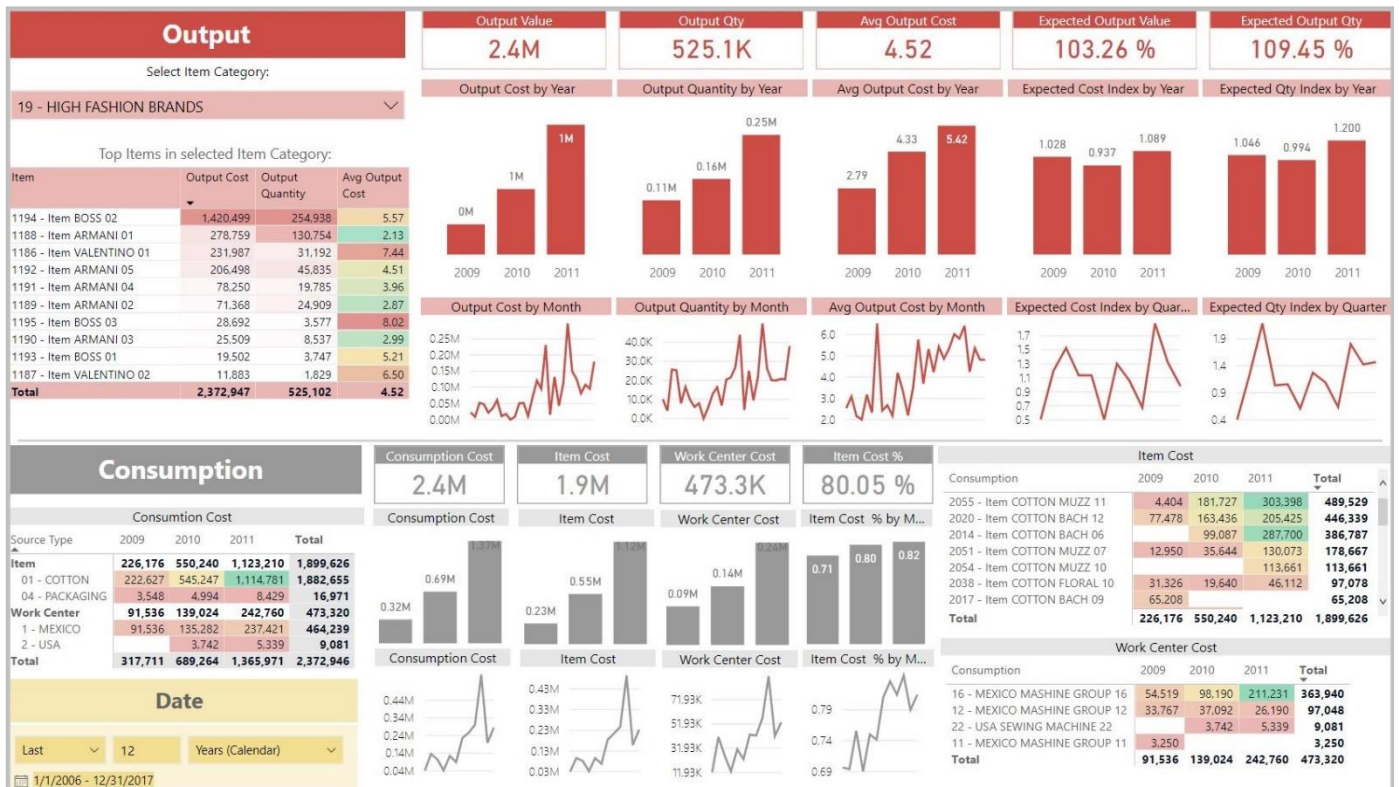
- % of Total Payables Balance ACY
- % Payables Overdue + ACY
- Average Payables + ACY
- No of Documents
- No of Open Documents
- Payables Balance (ACY & PD & PM & PQ & PY, PCY, PD, PQ)
- Payables Before Due + ACY
- Payables Due Days + ACY
- Payables Open Days + ACY
- Payables Opening Balance + ACY
- Payables Overdue + ACY
- Payables Overdue Days + ACY
- Payables Turnover Coefficient + ACY
- Payables Turnover Days + ACY

PRODUCTION ANALYSIS

Production cube comes with **103 measures** organized in 3 measure groups:

- **Production Transactions:** Analyze Input, Output, and WIP estimates and actuals with details "from which input products have been produced" or "where (for which Item) a consumed material has been used".
- **Production Shop Floor Control:** Availability, Efficiency, Performance, and OEE.
- **Production Route Transactions:** Analysis of Route Cost and Hours.

Measure groups are sharing **34 dimensions** with **208 attributes** in **37 hierarchies**.



COMMON DIMENSIONS

- Composition
- Consumption
- Date
- Production Order & Route

Production Transactions

DIMENSIONS

- Inventory Batch
- Inventory Dimension
- Inventory Serial
- Inventory Size
- Item
- Production Calculation Group
- Production Collection Level
- Production Cost Group
- Production Derived Reference Number (Reference number)
- Production Item / Resource
- Production Line No
- Production Order
- Production Pool
- Production Route
- Unit Of Measure

MEASURES

- Consumption Cost
- Consumption Cost Amount – Batch + ACY
- Consumption Cost Amount – BOM + ACY
- Consumption Cost Amount - Burden + ACY
- Consumption Cost Amount - Cost Group + ACY
- Consumption Cost Amount - Input Based + ACY
- Consumption Cost Amount – Item + ACY
- Consumption Cost Amount - Output based + ACY
- Consumption Cost Amount – Process + ACY
- Consumption Cost Amount – Purchase + ACY
- Consumption Cost Amount - Purchase Overhead + ACY
- Consumption Cost Amount – Quantity + ACY
- Consumption Cost Amount – Rate + ACY
- Consumption Cost Amount + ACY
- Consumption Cost Amount –Service + ACY
- Consumption Cost Amount –Setup + ACY
- Consumption Cost Amount –Surcharge + ACY
- Cost + ACY
- Cost Amount ACY & Adjustment
- Estimated Consumption Cost Amount + ACY
- Estimated Consumption Cost Amount Variance + %
- Estimated Consumption Qty + Variance & %
- Estimated Cost Amount ACY
- Estimated Cost Amount Variance & %
- Estimated Cost Changes ACY
- Estimated Output Cost Amount + Variance & %
- Estimated Output Qty + Variance & %
- Estimated Qty Variance + %
- No of Production Orders
- Output Cost + ACY
- Output Cost Amount + ACY
- Qty
- Scrap Var ACY
- WIP Cost Amount + ACY

Production Shop Floor Control

DIMENSIONS

- Inventory Batch
- Inventory Dimensions
- Item
- Production Order
- Production Route
- Production Route Job

MEASURES

- Down Time
- Hours Qty
- OEE + Performance & Quality
- OEE (Availability, Performance, Quality) %

Production Route Transactions

DIMENSIONS

- Production Employee
- Production Job
- Production Journal
- Production Pool
- Production Resource Group
- Production Route
- Production Route Cost Category

MEASURES

- hRoute Hour Price & Price Qty
- Route Cost Amount + ACY
- Route Good (Cost Amount, Qty & %)
- Route Hours (Cost Amount, Price, Qty)
- Route Scrap (Cost Amount, Qty & %)

FIXED ASSETS ANALYSIS

Fixed Asset cube comes with **162 measures** organized in one measure group:

- **Fixed Assets:** analyze transactions and balances of Fixed Assets.

Measure groups are sharing **22 dimensions** with **96 attributes** in **7 hierarchies**.

COMMON DIMENSIONS

- Fixed Asset

FA Transaction

DIMENSIONS

- Date
- Fixed Asset Book
- Fixed Asset Book Table
- Fixed Asset Condition
- Fixed Asset Group
- Fixed Asset Ledger
- Fixed Asset Location
- Fixed Asset Property Group
- Unit Of Measure

MEASURES

- FA Acquisition Adjustments + (this year & prior years)
- FA Acquisition Amount + (this year)
- FA Amount + ACY
- FA Amount Transaction ACY
- FA Balance + ACY
- FA Depreciation Adjustment (prior years) & Amount
- FA Depreciation Adjustments (this year)
- FA Depreciation Amount + (this year & prior years)
- FA Net Book Value
- FA Opening Balance + ACY
- FA Profit / Loss
- FA Revaluation Amount
- FA Write Down Adjustment
- FA Write Up Adjustment
- No of FA Transactions
- No of Fixed Assets in Transactions

Fixed Assets Depreciation

DIMENSIONS

- Date
- Fixed Asset Book
- Fixed Asset Book Table
- Fixed Asset Group
- Fixed Asset Location
- Unit Of Measure

MEASURES

- FA Amount Depreciation ACY

Fixed Assets Statistics

MEASURES

- FA Amount Depreciation ACY

PRODUCT INFORMATION ANALYSIS

Product Information cube comes with **6 measures** organized in two measure groups:

- **Item Information:** Count items across various item attributes and hierarchies.
- **Trade Agreement:** Analyze dynamics in Customer and Vendor trade agreements.

Measure groups are sharing **9 dimensions** with **231 attributes** in **69 hierarchies**.

COMMON DIMENSIONS

- Item

Trade Agreements

DIMENSIONS

- Buy From Vendor
- Currency
- Customer
- Date Modified
- From Date
- To Date
- Unit Of Measure

MEASURES

- No of Trade Agreements Lines

Project Budget

DIMENSIONS

- Date Created

PROJECTS ANALYSIS

No usage of project module in AX is the same, flexibility on details is the key. Project cube comes with **723 measures** organized in two measure groups:

- **Project Actual:** Track Actual Revenue (Invoiced / Accrued / WIP), Consumption and Cost (by Items / Hours / Expenses) to get Actual Cash (Inflow / Outflow) with Profit and Loss.
- **Project Budgets:** Compare budgets and actuals.

Measure groups are sharing **33 dimensions** with **271 attributes** in **61 hierarchies**.

COMMON DIMENSIONS

- Customer
- Date
- Document Project
- Employee
- GL Account
- Item
- Project
- Project Category
- Project Status
- Responsible
- Responsible Financial
- Responsible Sales
- Transaction Date

Project Actual

MEASURES

- Actual Accrued Loss & Revenue
- Actual Cash Inflow & Outflow
- Actual Consumption Cost + Expense
- Actual Consumption Cost Hours & Item
- Actual Cost (Expense, Hour, Item, Transaction Type)
- Actual Gross Margin
- Actual Hours + Cost
- Actual Invoiced (On Account, Revenue)
- Actual Out Of Pocket Cost
- Actual Payroll Allocation
- Actual Revenue
- Actual WIP (Cost, Invoice on Account)
- Actual WIP Sales
- Hours Quantity
- Item Quantity
- Remaining Accrued Loss + Index
- Remaining Accrued Revenue + Index
- Remaining Cash Inflow + Index
- Remaining Cash Outflow + Index
- Remaining Consumption Cost + Hours

- Remaining Consumption Cost Index + Hours
- Remaining Consumption Cost Item + Index
- Remaining Consumption Cost Expense + Index
- Remaining Cost + Expense & Index
- Remaining Cost Hour + Index
- Remaining Cost Index + Item & Index
- Remaining Cost Sales + Index
- Remaining Cost Transaction Type + Type
- Remaining Gross Margin + Index
- Remaining Hours + Index
- Remaining Hours Quantity + Index
- Remaining Invoiced On Account + Index
- Remaining Invoiced Revenue + Index
- Remaining Item Quantity + Index
- Remaining Out Of Pocket Cost + Index
- Remaining Payroll Allocation + Index
- Remaining Revenue + Index
- Remaining Transaction Amount + Index
- Remaining Transaction Qty + Index
- Remaining WIP Cost + Index
- Remaining WIP Invoiced On Account + Index
- Remaining WIP Sales + Index

Project Budget

DIMENSIONS

- Date Created

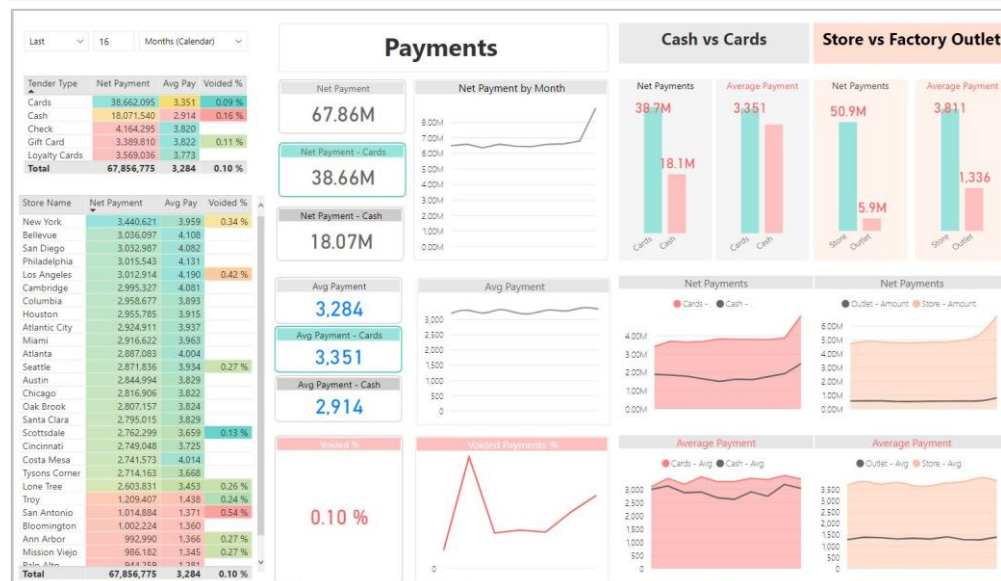
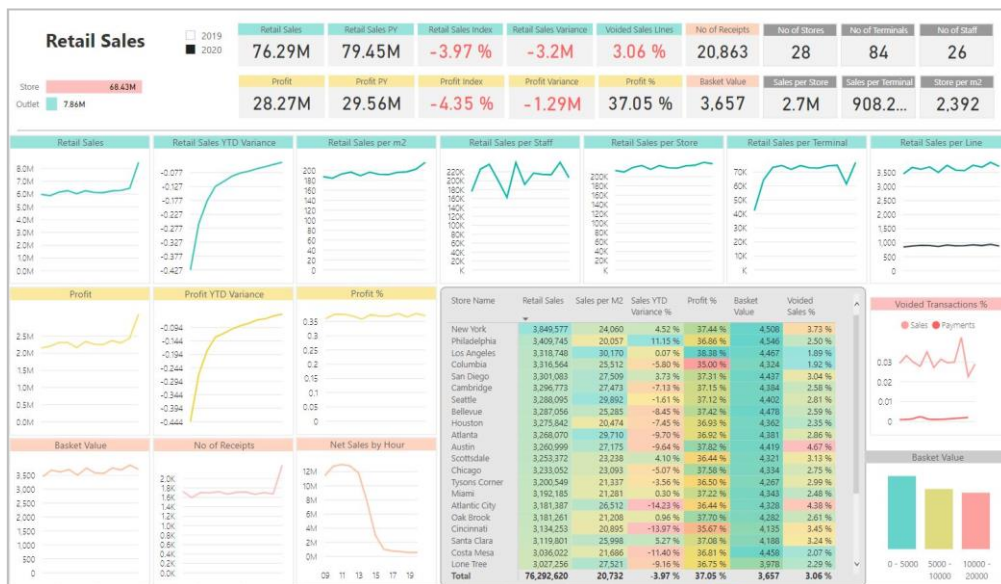
MEASURES

- Budget Accrued Loss & Revenue
- Budget Cash Inflow & Outflow
- Budget Consumption Cost + Hours
- Budget Consumption Cost Expense
- Budget Cost (Hour, Item, Expense, Cost Transactions Type)
- Budget (Gross Margin, Hours)
- Budget Invoiced (Revenue, On Account)
- Budget Out Of Pocket Cost
- Budget Payroll Allocation
- Budget Revenue
- Budget WIP (Cost, Sales, Invoiced on Account)
- Hours Quantity
- Item Quantity

VERTICAL SOLUTION – LS RETAIL ANALYSIS

Retail cube comes with **766 measures** with well-supported time intelligence with Daily / Weekly / Monthly Sales and many variances (YTD, MTD, WTD, YoY, and PoP) of base measures and additional currency for the reporting.

- **POS Sales** - Analyze Gross / Net Sales (per Line, M2, Item, Staff, Store, and Terminal), Profit and Qty, Basket Value, Store Size, Returns, Tax, and Discounts.
- **POS Payments** - Analyze payment habits (Net Amount, Average Payment) by Tender Type, Card down to payment line.
- **POS Batch** - Analyze POS events (durations, logons, returns, voids, transactions, returns)
- **POS Vouchers** - Analyze Open amount, Net amount, and Applied amount by Created, Applied, and Expired Date of Vouchers.
- **Retail Store Information** - Track Store Area M2 (from store information or from store sections) that is used for calculation of averages in other measure groups



Retail Payments

DIMENSIONS

- Currency
- Date
- Retail Channel
- Retail Gift Card
- Retail Staff
- Retail Tender Type
- Retail Tender Type Card
- Retail Terminal
- Retail Transaction
- Time

MEASURES

- Amount Change + ACY
- Amount Paid + ACY
- Amount Paid Currency
- Average Payment + ACY
- Net Payment ACY
- No of Payments

Retail POS Batch

DIMENSIONS

- Close Date
- Date
- End Time
- Retail Staff
- Retail Terminal
- Start Time

MEASURES

- Discount Amount POS Batch ACY
- Duration POS Batch minutes
- Returns Amount POS Batch ACY
- Rounded Amount POS Batch ACY
- Sales Amount POS Batch ACY

Retail Sales Transactions

DIMENSIONS

- Barcode
- Basket Value
- Bill To Customer
- Currency
- Date
- Item
- Retail Channel
- Retail Staff
- Retail Terminal
- Retail Transaction
- Tax Group
- Time

MEASURES

- Basket Value POS + ACY
- Cost Amount POS + ACY
- Days Since Last Sale POS + ACY
- Last Sales Amount POS
- Last Sales Date POS
- Last Sales Quantity POS

- Net Sales POS – (1W, 2W, 3W, 4W)
- Net Sales POS ACY + (1W, 2W, 3W, 4W)
- Net Sales POS ACY per (Line, m2, Staff, Store, Terminal)
- NetSales POS per (Line, m2, Staff, Store, Terminal)
- No of Corrected Lines %
- No of Discounted Lines %
- No of Giftcards %
- No of Keyboard Item Entries %
- No of Price Changes %
- No of Pricein Barcode %
- No of Terminals
- No of Sales Lines POS
- No of Scanned Items + %
- No of Scans per Minute
- No of Staff
- No of Stores
- Previous Sales Date POS
- Profit POS (ACY, %)
- Quantity POS – (1W, 2W, 3W, 4W)
- Quantity POS per Line
- Sales Cost POS + ACY
- Sales Price POS + ACY
- Unit Quantity POS - (1W, 2W, 3W, 4W)

Retail Transaction Table

DIMENSIONS

- Currency
- Date
- Retail Channel
- Retail Staff
- Retail Terminal
- Time

MEASURES

- No of Receipts
- TT NetSales ACY
- TT Net Payment ACY
- No of Open Drawer

Retail Voided Payments

DIMENSIONS

- Currency
- Date
- Retail Channel
- Retail Staff
- Retail Tender Type
- Retail Tender Type Card
- Time

MEASURES

- No of Voided Payments
- Voided Amount (Paid + ACY, Change + ACY, Paid Currency)
- Voided Net Payment ACY
- Voided Payments %

Retail Voided Sales

Transactions

DIMENSIONS

- Bill To Customer
- Currency
- Customer
- Date
- Item
- Retail Channel
- Retail Staff
- Retail Terminal
- Time

MEASURES

- No of Voided Lines POS
- Voided Net Sales POS ACY
- Voided Sales Lines % POS

Retail Store Information

DIMENSIONS

- Retail Channel

Retail Stock Information

DIMENSIONS

- Date Created
- Item
- Retail Channel

MEASURES

- # Retail Stock Information
- Stock Qty (Arrived, Deducted, On Order, Ordered, Physical Inventory, Picked, Posted, Received, Registered, Reserved Physical)
- Stock Value Physical & Posted

Retail Assortment

DIMENSIONS

- Date
- Item
- Retail Assortment Table
- Retail Channel

Retail Transaction Statistics

DIMENSIONS

- Date
- Retail Channel
- Retail Staff
- Retail Terminal
- Time

MEASURES

- TT No of Transactions
- Net Amount ACY